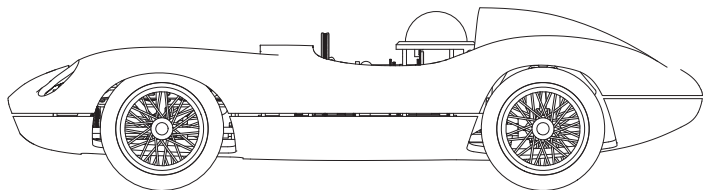


# TIME FAST II

USER INSTRUCTIONS



*L'EPEE*

1839



## CONGRATULATIONS

You have just acquired Time Fast II, an advanced timepiece by L'Epée 1839.

Time Fast II was designed in partnership with George Foster and developed with passion and care by L'Epée 1839's master watchmakers in Delémont, Switzerland.



# CONTENTS

Important information	4
Care and Maintenance	5
Kinetic sculpture	6
Lever gear mechanism	7
Winding the movement	8
Animation	9
Time setting	10
Hours and minutes display	11

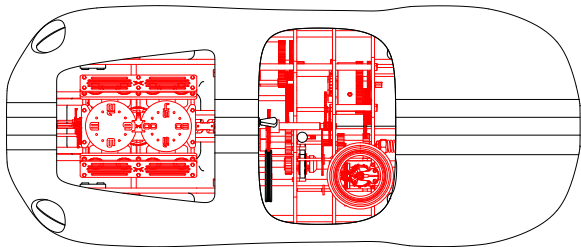
## IMPORTANT INFORMATION

Please be very careful to never touch the red components pictured below.

The movement should never be in contact with any liquids - even in vaporized form. If it occurs, the clock should be serviced immediately.

A simple contact on certain pieces can generate delays in timekeeping, which can only be solved by servicing.

Fingerprints will also damage the coating.



## CARE AND MAINTENANCE

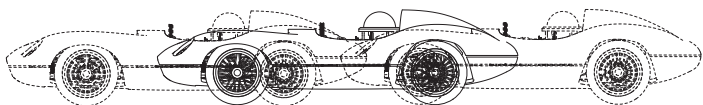
Use only a soft and dry cloth to clean the clock. Dust and particles contained in the cloth could scratch parts. Do not use any kind of cleaning products to wipe the clock . It is recommended to keep the clock distant from any source of heat or vibrations. To preserve the longevity and functionality of Time Fast II, do not permanently expose the clock to direct sunlight or in a humid or dusty place.

Our clocks are developed to ensure optimal accuracy and reliability. It is well accepted for a fine mechanical clock to have a few seconds' variation per day and our clocks are set so as not to delay. However if you should notice a bigger variation, please contact an authorized dealer who will advise you, or a L'Épée 1839 technical support center which will proceed with the necessary adjustment.

As for all Horological pieces of art, it is recommended to periodically service your clock. A mechanical masterpiece requires fine oils for the lubrication of the movement. These oils deteriorate over the years. We therefore advise having the movement serviced every 3 to 5 years. Be aware that the optimal period between servicing times can vary depending on the surrounding environmental conditions.

## KINETIC SCULPTURE

Be aware that Time Fast II can roll forward with your impulsion. Be careful to not make it fall off a table.



  
*L'ÉPÉE*  
1839




## LEVER GEAR MECHANISM

Time Fast's lever gear selects which mechanism to recharge.

The lever gear can be set to three positions:

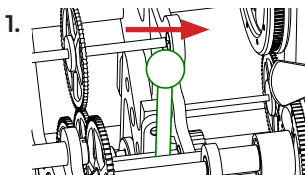
1. *Push to front* - **Winding the movement**
2. *Push to middle* - **Neutral**
3. *Push to back* - **Recharge animation**

Once the lever gear is positioned accordingly, the movement or the animation can be recharged separately, using the rear wheels of the car, just like a pullback car.




## WINDING THE MOVEMENT

To activate the winding mechanism, push the lever gear to the front.



To wind the movement, make the car roll backwards. The movement should be fully wound every 8 days. Be sure to wind up the spring completely. At the end of the winding procedure, you will feel the necessary force increase significantly; do not wind further as this is the sign that the movement is fully wound.

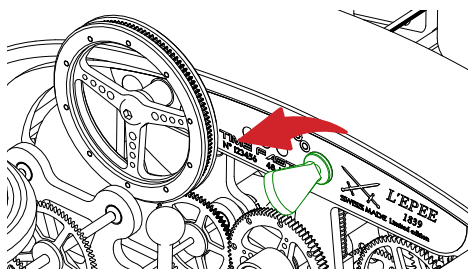
2.



# ANIMATION

## Activation

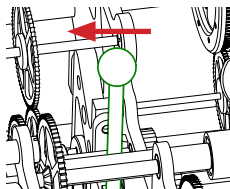
The animation is independent of the clock movement and is activated by turning the dashboard key anti-clockwise.



## Recharge

To recharge the animation, push the lever gear to the back and make the car roll backwards.

1.



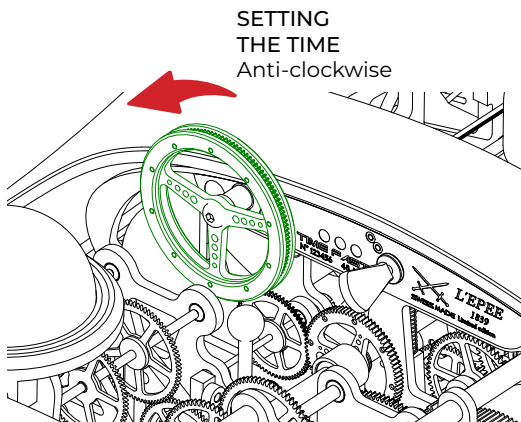
2.



## TIME SETTING

Using the steering wheel of Time Fast II, turn the wheel anti clockwise in order to set the time.

Be aware that the hours and minutes discs are only able to rotate towards the bottom of the clock.

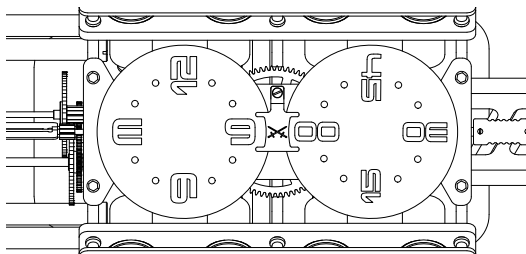


## HOURS AND MINUTES DISPLAY

Hours and minutes are displayed on two rotating discs, placed on the top of the car. The current time is indicated by a fixed needle in between the two discs.

Example:

*Here it is 9:00*







## L'Epée 1839

Swiza Sa Manufacture  
rue St-maurice 1  
PO BOX 973  
2800 Delémont  
Switzerland

Customer Service:  
Tel. +41 (0)32 421 94 05  
Mail. sav@swiza.ch

[www.lepee1839.ch](http://www.lepee1839.ch)